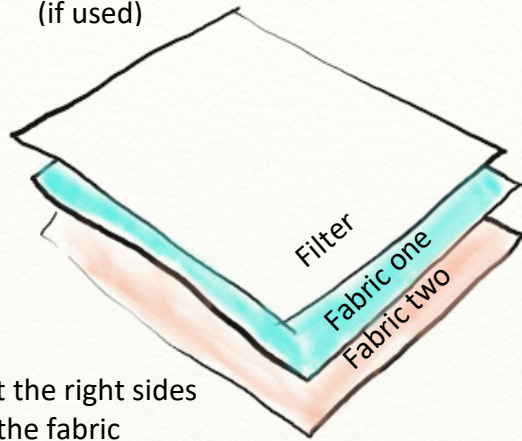


1

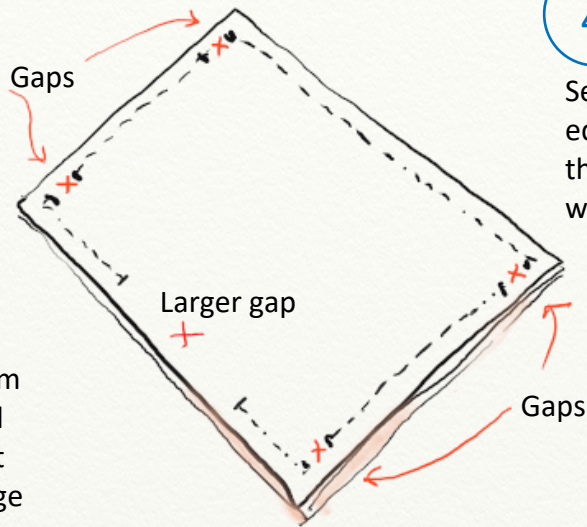
Cut out two pieces of fabric (19.5 x 18cm) and one piece of filter material (if used)



Put the right sides of the fabric together and filter on top

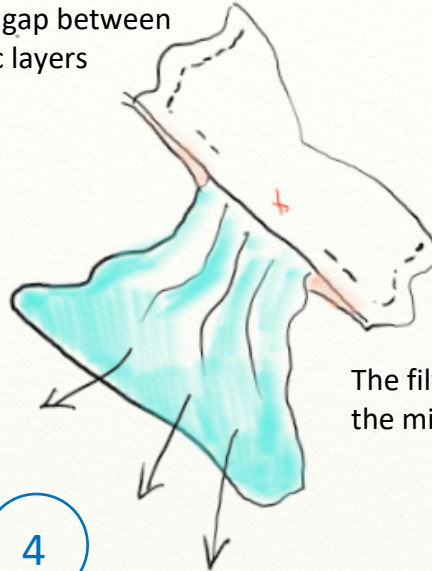
2

Sew the pieces together 1cm from edge. Leave small gaps (marked x at corners and a large gap (marked X) in the middle of the bottom long edge



3

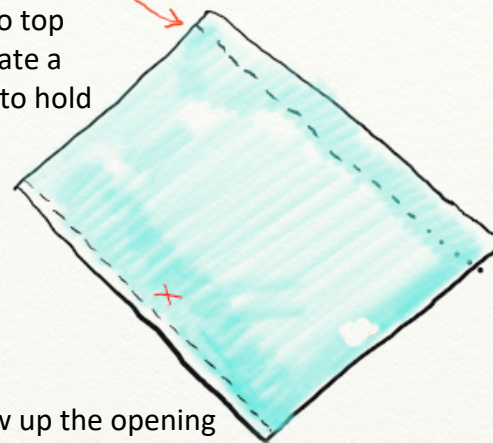
Turn the mask the right way out by pulling out through large gap between fabric layers



The filter will end up as the middle layer

4

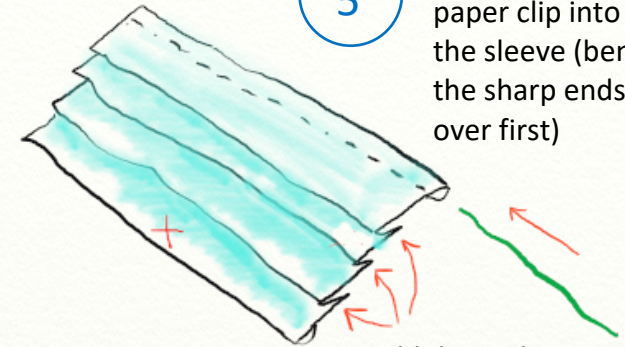
Sew close to top edge to create a thin sleeve to hold wire



Sew up the opening in the bottom edge

5

Slip thin wire or a straightened paper clip into the sleeve (bend the sharp ends over first)



Fold down three 1cm wide pleats and iron flat on a low heat

Over Sew around wire

6

Trap the elastic loops (16cm long) into the open corners and over sew to fix them in place

